


Colour Chart:

Security Pet Door: Six Colours




Timber Pet Door: White only



Code: PDST - Small

Code: PDMT - Medium



Pet Door Inside View




Security Screen Pet Door

Small, Medium & Large available



Timber Pet Door

Small & Medium available



Flexible Flap

Small, Medium & Large available

Manufactured by:

Petway Access Doors

P.O. Box 127, Labrador, Gold Coast, Queensland, Australia. 4215.
Tel: (07) 5574 5444 Fax: (07) 5594 9177
International Tel: +61 7 5574 5444

www.petway.com.au
Email: sales@petway.com.au



Pet Doors Designed for

Insect Screen Doors & Security Screen Doors (3 Sizes - 6 Colours)

- Easy to fit with simple Fitting Instructions
- Can be fitted without taking door off
- UV Stabilised Plastic
- Spare Parts Available
- Slim fitting - no interference
- Basic Handyman Tools required



Timber Pet Door version also available in Small & Medium (White only)

12 Months Conditional Guarantee

Australian designed & made



Code: PDS
Small
Opening Size
240mm (9½") high
190mm (7½") wide



Code: PDM
Medium
Opening Size
305mm (12") high
225mm (9") wide




Code: PDL
Large
Opening Size
400mm (15¾") high
260mm (10¼) wide



Security Screen Pet Doors:

Available in 6 Colours and 3 Sizes (see back page for colours)
 Same Pet Door can be fitted to **Standard Insect Screen Doors** using **supporting L Bracket** (sold separately)
 Same Pet Door can be fitted to **Stainless Steel Security Doors** (See our website: www.petway.com.au for fitting information)



Small - Fitted to Security Door



Medium - Fitted to Security Door



Large - Fitted to Security Door



Small - Fitted to Insect Screen Door

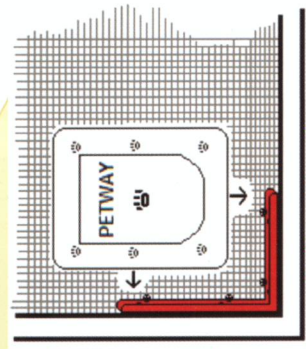


Small - Fitted to Stainless Steel Security Door

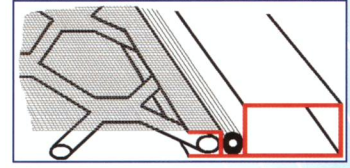

L Bracket is a support bracket to fit the Security Pet Door to Standard Insect Screen Doors

Adaptor L Bracket is required for installation into this & similar frame.

This frame is sometimes used to make insect screen doors. L Bracket is not required for installation into this type of frame.



push down then sideways



Timber Pet Doors:

Available in Small & Medium size (White only)

Just cut the hole in Timber Door using provided Template. Squeeze Pet Door Frames together, then the pet door is ready for use

Petway Timber & Security Pet Doors can be aligned to work together, best to fit the Security Pet Door in centre of your door first to enable alignment of Timber Pet Door correctly. A Soft Flexible Flap (Sold Separately) is available so two flaps can work together. Best to fit soft flap to Timber Pet Door